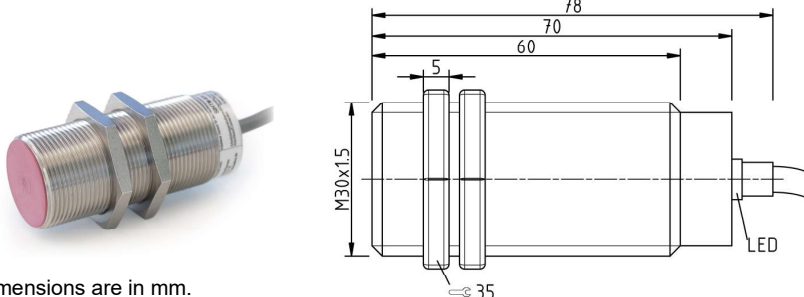


HIGH TEMPERATURE INDUCTIVE PROXIMITY SENSORS

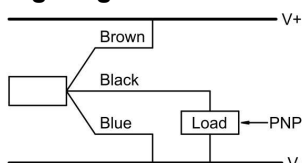
Sensing Distance: 10mm - Housing Diameter: M30

 <p>Dimensions are in mm.</p>		Technical Data: with LED	
Part Numbers:		Mounting: Shielded	
PNP/NO	IN10-30HTPS/L-130	Sensing range in mm: 10	
PNP/NC	IN10-30HTPO/L-130	Supply voltage: 10-35 VDC	
NPN/NO	IN10-30HTNS/L-130	Output function: N.O. or N.C.	
NPN/NC	IN10-30HTNO/L-130	Load current: 120 mA	
		Switching Frequency: 200 Hz	
		Short circuit limit: 200 mA	
		Cable: Silicone	
		Operating temperature: -13 to 266 °F (-25 to 130 °C)	
		Target size: 30 x 30 x 1 mm ST37	
		Hysteresis: 3 to 15 %	
		LED: Yes	
		Options: Cable length, Cable type, Connector	

These sensors share the following specifications:

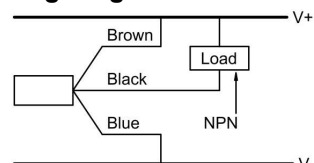
<ul style="list-style-type: none"> * The EMC (Electromagnetic Compatibility) resistance of the switches: IEC 61000-4-2 Level 2 IEC 61000-4-4 Level 2 IEC 61000-4-3 Level 2 IEC 60255-5 1 kV * Sensing range can vary +/-10 %. * Voltage spikes (300 V for 1 ms, 10 Hz) * All standard cables are 3 x 0.25 mm² and a length of 2 m +/-5 %. * Output capacity is 100 nF. * Storage temperature -13 °F to + 176 °F (-25 °C to 80 °C). * Relative humidity is 100 %. 	<ul style="list-style-type: none"> * Vibration resistant to 1 mm amplitude at 55 Hz. * Shock resistant to 10 g for a period of 11 ms. * Degree of protection (DIN 40 050) is IP67 (higher IP options may be available). * Reverse polarity protection is incorporated on the supply voltage. * Load resistor of 100 kOhm is incorporated. * Leakage current is 4 mA at 24 V supply voltage. * Residual ripple is 15 %. * Voltage drop is approximately 2 V when sensor is on. * Sensing face material is: LPC-Vectra.
--	--

Wiring Diagram PNP NO/NC



Special types and
silicone free
versions are
available
upon request

Wiring Diagram NPN NO/NC



Design and technical details subject to change